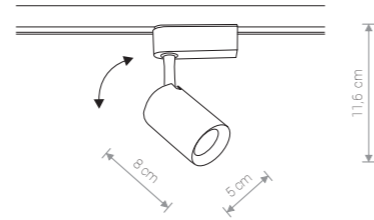




PROFILE IRIS LED 7W 8996 BL



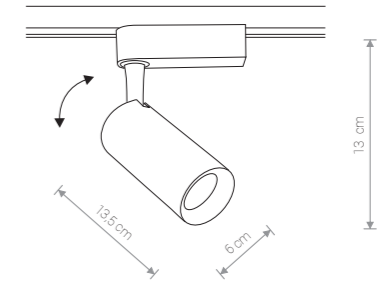
PROFILE IRIS LED 7W

aluminium / aluminium / алюминия

- 8995 ○ WH - 3000K 8996 ● BL - 3000K
8997 ○ WH - 4000K 8998 ● BL - 4000K



PROFILE IRIS LED 20W 9005 BL



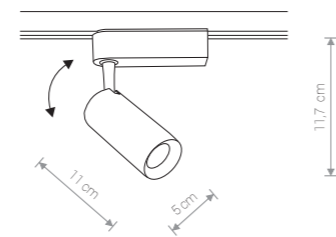
PROFILE IRIS LED 20W

aluminium / aluminium / алюминия

- 9004 ○ WH - 3000K 9005 ● BL - 3000K
9006 ○ WH - 4000K 9007 ● BL - 4000K



PROFILE IRIS LED 12W 9000 WH



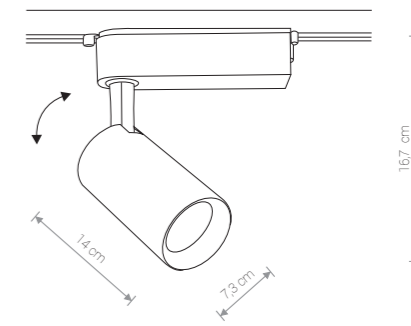
PROFILE IRIS LED 12W

aluminium / aluminium / алюминия

- 9000 ○ WH - 3000K 9001 ● BL - 3000K
9002 ○ WH - 4000K 9003 ● BL - 4000K



PROFILE IRIS LED 30W 9008 WH



PROFILE IRIS LED 30W

aluminium / aluminium / алюминия

- 9008 ○ WH - 3000K 9009 ● BL - 3000K
9010 ○ WH - 4000K 9011 ● BL - 4000K

Item No.	POWER	COLOUR TEMP.	LUMINOUS FLUX	BEAM ANGLE	COLOUR RENDERING INDEX (CRI >=)	INPUT	SAFETY TYPE	POWER FACTOR	INGRESS PROTECTION	LIFETIME
8995, 8996	7W LED	3000K	420 lm	30°	80	~200-240V, 50Hz	■	0,5	IP 20	30 000 h
8997, 8998	7W LED	4000K	420 lm	30°	80	~200-240V, 50Hz	■	0,5	IP 20	30 000 h
9000, 9001	12W LED	3000K	864 lm	30°	80	~200-240V, 50Hz	■	0,5	IP 20	30 000 h
9002, 9003	12W LED	4000K	864 lm	30°	80	~200-240V, 50Hz	■	0,5	IP 20	30 000 h

Item No.	POWER	COLOUR TEMP.	LUMINOUS FLUX	BEAM ANGLE	COLOUR RENDERING INDEX (CRI >=)	INPUT	SAFETY TYPE	POWER FACTOR	INGRESS PROTECTION	LIFETIME
9004, 9005	20W LED	3000K	1360 lm	30°	80	~200-240V, 50Hz	■	0,5	IP 20	30 000 h
9006, 9007	20W LED	4000K	1360 lm	30°	80	~200-240V, 50Hz	■	0,5	IP 20	30 000 h
9008, 9009	30W LED	3000K	1950 lm	30°	80	~200-240V, 50Hz	■	0,9	IP 20	30 000 h
9010, 9011	30W LED	4000K	1950 lm	30°	80	~200-240V, 50Hz	■	0,9	IP 20	30 000 h